

CH-EQUIP

MANUFACTURER OF SCHOOL AND OFFICE FURNITURE

SINCE 1956



Distributed By:

CONCEPTS
School and Office **Furnishings**

WWW.CONCEPTS-FURNISHINGS.COM

Our Mission

At CH Equipment, our mission is to design and manufacture durable, functional furniture solutions that support learning, collaboration, and productivity. As a family-owned and operated company, we are committed to delivering exceptional quality, lasting value, and dependable service to schools, offices, and institutions.

About Our Furniture

Since 1956, CH Equipment has been a trusted manufacturer of school and office furnishings. Proudly Made in Temecula California, our products are designed and built using decades of manufacturing experience, modern technology, and skilled craftsmanship. Every product is engineered with one goal in mind — built to last.

Our furniture features all-welded, unitized steel frames for superior strength and stability. Unlike knock-down furniture, CH Equipment products are delivered fully assembled — never KD — ensuring long-term durability, consistent quality, and faster installation.

Manufacturing Process

Quality control is at the core of our manufacturing. Our vertically integrated process includes in-house powder coating, allowing us to produce durable, attractive finishes while maintaining strict standards from fabrication through final assembly. We utilize advanced equipment alongside environmentally responsible materials and processes to reduce environmental impact while maximizing product longevity.

Continuous improvement drives everything we do — from product development and manufacturing to quoting, logistics, and responsive customer support — ensuring a smooth and reliable experience for every customer.

Customization & Solutions

Every learning and work environment is different. That's why CH Equipment offers fully customizable options, including sizes, finishes, configurations, and specialized features tailored to your exact needs.

From student desks and classroom furniture to complete science labs and conference spaces, we provide comprehensive furnishing solutions designed to fit your space, timeline, and budget.

If you can think it, we can build it.

CH Equipment — Built strong. Built smart. Built to last. A name you can trust since 1956.



Table of Contents

Student Desks 2-3

Teacher Desks 4

Tables 5-8

Library 9

Storage

 Metal Bookcases 10

 Metal Cabinets 11

 Mobile Cabinets 12-13

 Built-In Mobile Cabinets 14

Learning Walls 15-17

Health Office 18

Laminates & Finishes 19

Environmental Statement 20

Terms & Conditions 21

Student Desks

Built to last, our desks feature all welded steel frames and high pressure laminate surfaces that endure years of classroom use with strength and resilience.

Standard Features:

- Fixed Height Legs (29"H)
- Adjustable Leveling Glides
- 1-3/16" Thick Top With High Pressure Laminate
- T-Mold Edging

Options:

- Backpack Hook +\$18.00
- Comfort Curve +\$36.00
- Adjustable Height Legs +\$85.00
- Wheelbarrow (2 casters/2 Glides) +\$68.00
- Mobile (4 Locking Casters) +\$120.00
- Single Book Box +\$146.00
- Double Book Box +\$151.00

See page 19 for Laminate, T-Mold and Metal Finish color options.



SDOF1824



SDOF1848

Open Front Desk

SDOF1824 18"D x 24"W \$263.00

Open Front Desk - Double

SDOF1848 18"D x 48"W \$378.00



SD2026 - Adjustable Height



SD2448 - Adjustable Height



SD2448 - Double Book Box, Wheelbarrow



SD2026 - Comfort Curve, Wheelbarrow

Standard Desk

SD1826 18"D x 26"W \$356.00

SD2026 20"D x 26"W \$373.00

SD2426 24"D x 26"W \$378.00

Standard Desk - Double

SD2048 20"D x 48"W \$440.00

SD2054 20"D x 54"W \$498.00

SD2060 20"D x 60"W \$509.00

SD2448 24"D x 48"W \$449.00

SD2454 24"D x 54"W \$509.00

SD2460 24"D x 60"W \$520.00

Collaborative Desks

Designed for collaboration and built for durability, CH Equipment's Collaborative Student Desks feature all-welded steel frames and high-pressure laminate tops to withstand the demands of active learning environments year after year.

Standard Features:

- Fixed Height Legs (29"H)
- Adjustable Leveling Glides
- 1-3/16" Thick Top With High Pressure Laminate
- T-Mold edging

Options:

- Backpack Hook +\$18.00
- Adjustable Height Legs +\$85.00
- Wheelbarrow (2 Casters/2 Glides) +\$68.00
- Mobile (4 Locking Casters) +\$120.00

See page 19 for Laminate, T-Mold and Metal Finish color options.



Aperture

SDAP1729	17"D (2) x 36"W (2)	\$500.00
SDAP2440	24"D (2) x 40"W (2)	\$560.00



Arrow

SDAR2436	24"D x 36"W	\$398.00
SDAR2643	26"D x 43"W	\$447.00



Trapezoid

SDTRP2436	24"D x 36"W	\$464.00
SDTRP2448	24"D x 48"W	\$490.00

Additional shapes available:



FL



NEB



DC



HR



PM



BB

TD Series

Combining structural integrity with a classic traditional design to offer the best built product in the industry.

Includes:

- Box Drawer/File Drawer supported by 100lb rated full suspension steel ball bearing slides
- Oversized center drawer with central locking device (one key locks all drawers)
- 1 3/16" Thick Top with High Pressure Laminate writing surface
- All welded steel frame



Single Pedestal

TD1 30"H x 48"W x 30"D \$932.00

Double Pedestal

TD2 30"H x 60"W x 30"D \$1,188.00



Rectangle Shape

TD60 30"H x 30"D x 60"W \$1,329.00
 TD72 30"H x 30"D x 72"W \$1,427.00

Bullet Shape

TD60B 30"H x 30"D x 60"W \$1,373.00
 TD72B 30"H x 30"D x 72"W \$1,427.00

See page 19 for Laminate, T-Mold and Metal Finish color options.

PL Series Tables

Durable, versatile, and built for everyday use, CH Equipment's Post Leg Series Tables feature an all-welded, unitized steel frame and 2" round tube fixed legs for lasting performance. Customizable options allows this series to adapt to any classroom or workspace.

Post Leg Tables

PL2448	48"W x 24"D		\$465.00
PL3048	48"W x 30"D		\$494.00
PL2454	54"W x 24"D		\$479.00
PL3054	54"W x 30"D		\$483.00
PL2460	60"W x 24"D		\$509.00
PL3060	60"W x 30"D		\$569.00
PL2472	72"W x 24"D		\$635.00
PL3072	72"W x 30"D		\$653.00
PL3672	72"W x 36"D		\$783.00
PL48HR	48"W x 24"D	Half Round	\$723.00
PL60HR	60"W x 30"D	Half Round	\$494.00
PL2448TRP	48"W x 24"D	Trapezoid	\$612.00
PL3060TRP	60"W x 30"D	Trapezoid	\$1,002.00
PL4080TRP	80"W x 40"D	Trapezoid	\$1,058.00
PL3672KID	72"W x 36"D	Kidney	\$944.00
PL4872KID	72"W x 48"D	Kidney	\$1,020.00
PL3054NEB	54"W x 30"D	Nebula	\$593.00
PL6066HOR	66"W x 60"D	Horseshoe	\$1,206.00
PL3636	36"W x 36"D	Square	\$511.00
PL4848	48"W x 48"D	Square	\$773.00
PL6060	60"W x 60"D	Square	\$933.00
PL48R	48"	Round	\$818.00
PL60R	60"	Round	\$955.00

Specify Table Height



Options:

- Adjustable Height Legs +\$85.00
- Wheelbarrow (2 Casters/2 Glides) +\$68.00
- Mobile (4 Locking Casters) +\$120.00

See page 19 for Laminate, T-Mold and Metal Finish color options.

ST/RT Series Tables

Built with a unitized welded steel frame and durable 1-1/2" square tube legs, the ST/RT Series offers clean lines and dependable strength. Available in square, rectangular, round, and custom tops to fit any space.



ST4

ST Series

ST1	36"W x 30"D	\$402.00
ST2	48"W x 30"D	\$450.00
ST3	60"W x 30"D	\$552.00
ST4	72"W x 30"D	\$606.00
ST5	84"W x 30"D	\$695.00
ST6	96"W x 30"D	\$788.00

Specify Table Height



ST3S

ST Series - Lower Shelf

ST1S	36"W x 30"D	\$547.00
ST2S	48"W x 30"D	\$653.00
ST3S	60"W x 30"D	\$806.00
ST4S	72"W x 30"D	\$911.00
ST5S	84"W x 30"D	\$1,048.00
ST6S	96"W x 30"D	\$1,174.00

Specify Table Height



RT3

RT Series

RT1	30" Diameter	\$422.00
RT2	36" Diameter	\$494.00
RT3	48" Diameter	\$618.00
RT4	60" Diameter	\$773.00

Specify Table Height

See page 19 for Laminate, T-Mold and Metal Finish color options.

T-Leg Series Tables

Built with a unitized welded steel frame and durable T-leg design, these tables offer clean lines and dependable strength with a range of standard and custom top options.

T-Leg Fixed Height Classroom Tables

TL2448	48"W x 24"D	\$347.00
TL3048	48"W x 30"D	\$421.00
TL2454	54"W x 24"D	\$356.00
TL3054	54"W x 30"D	\$431.00
TL2460	60"W x 24"D	\$428.00
TL3060	60"W x 30"D	\$531.00
TL2472	72"W x 24"D	\$590.00
TL3072	72"W x 30"D	\$609.00
TL3672	72"W x 36"D	\$729.00

Specify Table Height



TL2472

Rectangular T-Leg Base

SU1	48"W x 30"D	\$519.00
SU2	60"W x 30"D	\$635.00
SU3	72"W x 30"D	\$711.00
SU4	84"W x 30"D	\$807.00
SU5	48"W x 36"D	\$570.00
SU6	60"W x 36"D	\$651.00
SU7	72"W x 36"D	\$735.00
SU8	84"W x 36"D	\$857.00

Specify Table Height



SU2

Round Table Four Pole Base

FPB1	48" Round	\$890.00
FPB2	54" Round	\$1,017.00
FPB3	60" Round	\$1,029.00

Specify Table Height



FPB3

Round Table Single Pole Base

SPB1	30" Round	\$446.00
SPB2	36" Round	\$518.00
SPB3	42" Round	\$711.00
SPB4	48" Round	\$734.00

Specify Table Height



SPB1

See page 19 for Laminate, T-Mold and Metal Finish color options.



WS2

WS Series

WS1	48"W x 30"D	\$515.00
WS2	60"W x 30"D	\$559.00
WS3	72"W x 30"D	\$601.00

Specify Table Height

WS Series Wire Management

WS1WM	48" Wire Management Trough	\$105.00
WS2WM	60" Wire Management Trough	\$131.00
WS3WM	72" Wire Management Trough	\$157.00



FT3

Flip Top Series

FT1	48"W x 30"D	\$716.00
FT2	60"W x 30"D	\$792.00
FT3	72"W x 30"D	\$887.00

Specify Table Height



Flip and Nest - Rectangle

FNN2448	48"W x 24"D	\$1,259.00
FNN2460	60"W x 24"D	\$1,284.00
FNN2472	72"W x 24"D	\$1,399.00
FNN3048	48"W x 30"D	\$1,248.00
FNN3060	60"W x 30"D	\$1,410.00
FNN3072	72"W x 30"D	\$1,480.00

Flip and Nest - Round & Half Round

FNN48R	48" Round	\$1,500.00
FNN3060HR	60"W x 30"D Half Round	\$1,284.00

Add for Adjustable Height \$139.00

See page 19 for Laminate, T-Mold and Metal Finish color options.

Library Shelving



Rectangle Style End Panel



Arch Style End Panel

Single-Faced Flat Shelf Library Shelving

1242SFS	42"Hx36"Wx12"D	Starter (2 shelves)	\$588.00
1242SFA	42"Hx36"Wx12"D	Adder (2 shelves)	\$429.00
1248SFS	48"Hx36"Wx12"D	Starter (3 shelves)	\$654.00
1248SFA	48"Hx36"Wx12"D	Adder (3 shelves)	\$491.00
1260SFS	60"Hx36"Wx12"D	Starter (3 shelves)	\$785.00
1260SFA	60"Hx36"Wx12"D	Adder (3 shelves)	\$647.00
1272SFS	72"Hx36"Wx12"D	Starter (4 shelves)	\$1,020.00
1272SFA	72"Hx36"Wx12"D	Adder (4 shelves)	\$824.00
1284SFS	84"Hx36"Wx12"D	Starter (5 shelves)	\$1,175.00
1284SFA	84"Hx36"Wx12"D	Adder (5 shelves)	\$961.00

Single-Faced End Panels

42SFRECT	42"Hx12"D	\$157.00
48SFRECT	48"Hx12"D	\$180.00
60SFRECT	60"Hx12"D	\$224.00
72SFRECT	72"Hx12"D	\$269.00
84SFRECT	84"Hx12"D	\$314.00

*Arch Style End Panel Available - Call for Price

*Standard Laminate options, see page 19

Double-Faced Flat Shelf Library Shelving

2442DFS	42"Hx36"Wx24"D	Starter (4 shelves)	\$921.00
2442DFA	42"Hx36"Wx24"D	Adder (4 shelves)	\$726.00
2448DFS	48"Hx36"Wx24"D	Starter (6 shelves)	\$1,038.00
2448DFA	48"Hx36"Wx24"D	Adder (6 shelves)	\$847.00
2460DFS	60"Hx36"Wx24"D	Starter (6 shelves)	\$1,274.00
2460DFA	60"Hx36"Wx24"D	Adder (6 shelves)	\$1,079.00
2472DFS	72"Hx36"Wx24"D	Starter (8 shelves)	\$1,626.00
2472DFA	72"Hx36"Wx24"D	Adder (8 shelves)	\$1,371.00
2484DFS	84"Hx36"Wx24"D	Starter (10 shelves)	\$1,898.00
2484DFA	84"Hx36"Wx24"D	Adder (10 shelves)	\$1,647.00

Double-Faced End Panels

42DFRECT	42"Hx24"D	\$329.00
48DFRECT	48"Hx24"D	\$376.00
60DFRECT	60"Hx24"D	\$470.00
72DFRECT	72"Hx24"D	\$564.00
84DFRECT	84"Hx24"D	\$658.00

*Arch Style End Panel Available - Call for Price

*Standard Laminate options, see page 19

Mobile Book Carts



BK1



BK2



BK3

Flat Shelves

BK1	48"Hx36"Wx18"D	\$810.00
-----	----------------	----------

Combo - One Flat and Two Angled Shelves

BK2	48"Hx36"Wx18"D	\$882.00
-----	----------------	----------

Three Angled Shelves

BK3	48"Hx36"Wx18"D	\$931.00
-----	----------------	----------



Options Available:

- Custom Sizes & Colors
- Double Sided
- Additional Shelves
- Mobile (4 Locking Casters)
- Laminate Top

Standard Bookcases

SB1A	29"Hx36"Wx12"D	1 Adj. Shelf	\$244.00
SB1B	29"Hx36"Wx15"D	1 Adj. Shelf	\$321.00
SB1C	29"Hx36"Wx18"D	1 Adj. Shelf	\$350.00
SB2A	30"Hx36"Wx12"D	1 Adj. Shelf	\$244.00
SB2B	30"Hx36"Wx15"D	1 Adj. Shelf	\$282.00
SB2C	30"Hx36"Wx18"D	1 Adj. Shelf	\$350.00
SB3A	42"Hx36"Wx12"D	2 Adj. Shelves	\$306.00
SB3B	42"Hx36"Wx15"D	2 Adj. Shelves	\$333.00
SB3C	42"Hx36"Wx18"D	2 Adj. Shelves	\$363.00
SB4A	48"Hx36"Wx12"D	3 Adj. Shelves	\$356.00
SB4B	48"Hx36"Wx15"D	3 Adj. Shelves	\$393.00
SB4C	48"Hx36"Wx18"D	3 Adj. Shelves	\$425.00
SB5A	60"Hx36"Wx12"D	3 Adj. Shelves	\$479.00
SB5B	60"Hx36"Wx15"D	3 Adj. Shelves	\$526.00
SB5C	60"Hx36"Wx18"D	3 Adj. Shelves	\$561.00
SB6A	72"Hx36"Wx12"D	4 Adj. Shelves	\$588.00
SB6B	72"Hx36"Wx15"D	4 Adj. Shelves	\$655.00
SB6C	72"Hx36"Wx18"D	4 Adj. Shelves	\$682.00
SB7A	84"Hx36"Wx12"D	5 Adj. Shelves	\$662.00
SB7B	84"Hx36"Wx15"D	5 Adj. Shelves	\$766.00
SB7C	84"Hx36"Wx18"D	5 Adj. Shelves	\$811.00
SB8A	96"Hx36"Wx12"D	6 Adj. Shelves	\$822.00
SB8B	96"Hx36"Wx15"D	6 Adj. Shelves	\$864.00
SB8C	96"Hx36"Wx18"D	6 Adj. Shelves	\$909.00

Laminated Bookcase Top & Cabinet Top

1236CAP	12"D x 36"W	Laminate Cap	\$151.00
1536CAP	15"D x 36"W	Laminate Cap	\$181.00
1836CAP	18"D x 36"W	Laminate Cap	\$181.00

See page 19 for Laminate options.



Double Sided, Casters, Laminate Top



Custom Size (Backpack), Casters, Laminate Top

Standard Storage Cabinet


SC1	42"Hx36"Wx18"D	2 Adj. Shelves	\$578.00
SC2	60"Hx36"Wx18"D	3 Adj. Shelves	\$699.00
SC3	72"Hx36"Wx18"D	4 Adj. Shelves	\$726.00
SC4	72"Hx36"Wx24"D	4 Adj. Shelves	\$801.00
SC5	78"Hx36"Wx18"D	4 Adj. Shelves	\$813.00
SC6	78"Hx36"Wx24"D	4 Adj. Shelves	\$887.00
SC7	84"Hx36"Wx18"D	5 Adj. Shelves	\$1,140.00
SC8	84"Hx36"Wx24"D	5 Adj. Shelves	\$1,226.00

Combination Cabinet


CC1	72"Hx36"Wx24"D	\$946.00
CC2	78"Hx36"Wx24"D	\$1,026.00

Wardrobe Cabinet

WC1	72"Hx36"Wx24"D	\$822.00
WC2	78"Hx36"Wx24"D	\$902.00



Combination




Wardrobe



Standard

Standard Finish Options:



PC CHROME

FOG

TITANIUM

CHARCOAL

BLACK

WHITE

WARM WHITE

SANDSTONE

DARK TAUPE

Mobile Cabinets

Built for durability, security, and everyday performance in school and workplace environments. Each unit features a fully welded steel frame for superior strength and long-term reliability.

Doors open 270° for full access and include a three-point locking system with two keys (keyed alike or different) and a master key option.

Comes standard with 6" casters - 2 swivels with locks, 2 rigid casters and retractable push/pull handles on both sides.

Customized options available to meet the needs of your district.



Mobile General Storage

MGS1 67 1/2"Hx48"Wx28"D

\$2,203.00



Mobile Combination Storage

MCS1 67 1/2"Hx48"Wx28"D

\$2,406.00



Mobile Wardrobe with Shelf

MW1 67 1/2"Hx48"Wx28"D

\$1,874.00



Mobile Combination File Storage

MCFS1 67 1/2"Hx48"Wx28"D

\$2,558.00



Mobile Low General Storage

MLS1 37 1/2"Hx48"Wx28"D

\$1,552.00



Mobile 5 Drawer Paper Storage

MPS1 37 1/2"Hx48"Wx28"D

\$2,079.00

Color Choices - Standard Melamine

High Pressure Laminate available for additional cost.

See Standard Melamine & High Pressure Laminate color chart on page 19.

Built-In Mobile Cabinets

A smarter alternative to traditional built-ins. Fully welded and delivered assembled, each unit installs effortlessly, transitions to stationary casework with leveling glides, and can be relocated or reconfigured as needs evolve—protecting your investment for years to come.

Standard Features:

- Fully Unitized Welded Steel Frame - 20 Gauge Steel
- Hospital Tip 270 degree Door Hinge
- Full Steel Drawers With Ball Bearing Slides
- Shelves with Double Hat Channel Support
- 3" Heavy Duty Swivel Casters
- Adjustable Levelers



Built-In Mobile Cabinets

MLS1BIM	30"Hx48"Wx28"D	Low General Storage	\$1,635.00
MLSD1BIM	30"Hx48"Wx28"D	Low General Storage w/Drawer	\$1,868.00
MPS1BIM	30"Hx48"Wx28"D	5 Drawer Paper Storage	\$2,133.00
MGS1BIM	72"Hx48"Wx28"D	General Storage	\$2,140.00
MCS1BIM	72"Hx48"Wx28"D	Wardrobe/ Storage	\$2,338.00
MCFS1BIM	72"Hx48"Wx28"D	Combo File/Storage	\$2,484.00
MGSD1BIM	72"Hx48"Wx28"D	Divided General Storage	\$2,487.00
MW1BIM	72"Hx48"Wx28"D	Wardrobe with Pole	\$1,800.00

List prices shown are with Standard Melamine - High Pressure Laminate available for additional cost. See page 19 for options.



Learning Walls

Space-Saving Modular Learning Solutions

Learning Walls from CH-Equip allow schools to install a modular solution for classrooms that need flexibility for the future.

A versatile solution for modern classrooms, Learning Walls offer large writing surfaces for multi-lesson instruction. Built-in map rails and clips keep teaching materials organized, visible, and easy to access.

Components can be easily updated or replaced over time, helping schools adapt to changing needs while maximizing their investment in a space-saving design.

Common Finished Widths

- 8' Assembly, finished width 98"
- 12' Assembly, finished width 145-3/4"
- 16' Assembly, finished width 193-1/2"
- 20' Assembly, finished width 241-1/4"
- Oversize and custom sizes available



Color Choices - Standard Melamine

High Pressure Laminate available for additional cost.

See Standard Melamine & High Pressure Laminate color chart on page 19.

Learning Wall Specifications

Cabinet Size: Base modules are manufactured with the base and upper shelving cabinet welded together as a unitized structure. Finished height: 84" including laminated top cap. Finished width: 47 3/4". Finished depth: 27 1/2". Base height: 35 1/2" including laminated bottom rail. 12' assembly approximate finished width: 145 3/4". Assembly approximate finished width: 193 1/2".

Cabinet Frame: Fully welded, unitized structure consisting of 16 gage 1" x 1" square hot rolled steel tube. Sides and back are 20 gage cold rolled steel, with bayonet supports punched on 1" centers.

Upper Bookcase: Fully welded, unitized structure constructed entirely from 20 gage prime cold rolled steel.

Shelves: Shelves are fabricated from 20 gage cold rolled steel with 2 reinforcement channels running the full width of the shelf. Shelves adjust on 1" centers on pre-punched bayonet supports. This design eliminates the need for shelf clips, extraneous hardware or assembly tools.

Door and Drawer Face: Constructed using 3/4" industrial particle board with thermally fused melamine. Finished both sides. All particle board doors and drawer face meet the CARB ATCM 93120 Phase 2 Emissions Limit.

Laminated End Panels and Top Caps: Constructed using 1 1/8" industrial particle board with thermally fused melamine. Finished both sides. All particle board end panels and top caps meet the CARB ATCM 93120 Phase 2 Emission Limit.

Edge Treatment: T-Band with rounded corners or 2mm with square corners. Standard color: Black.

Hardware: American made locks are supplied on all doors and drawers. Keyed alike is standard. Special keying is available. Full suspension drawer slides are steel with steel ball bearings. Drawer slides are bayonet type mounted into special receivers welded to the steel side panel. Drawer slides are rated at 100 lbs. and extend 18"

Handles: Black plastic recessed handle or 3" chrome flush mount wire pulls are standard.

Door Catches: All lower cabinets to include heavy duty magnetic catches.

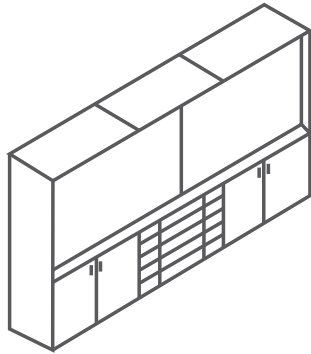
Leveling Glides: Heavy duty 3/8" - 16 x 2" long threaded stem with hex head are standard, with black non-marring plastic 2 1/8" diameter base. Leveling glides are accessed by removing cabinet base plate.

Casters: Heavy duty 3" diameter non-marring plate swivel casters with a load rating of 175 lbs. each standard. Casters are attached with 4 each #14 x 3/4" bolts.

Hinges: Heavy duty hospital overlay type 270 degree hinges are bolted on using 4 each #8 x 1/2" bolts.

Frame Finish and Laminate Color Selections: CH Equip Learning Walls are available in any of the standard powder coat frame finishes and melamine laminate colors.

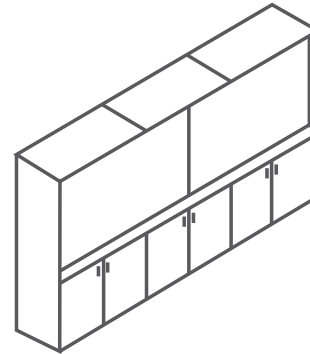




Full-Door (2) and Five Drawer (1)

BIMLW 1

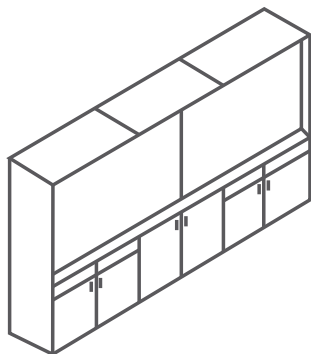
Call for Price



Full-Door (3)

BIMLW 2

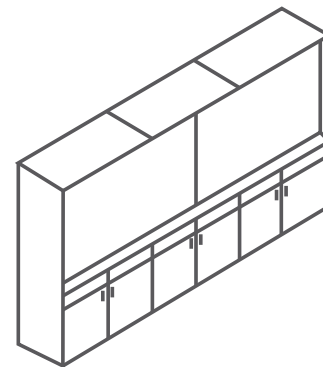
Call for Price



Combo Storage (2) and Full-Door (1)

BIMLW 3

Call for Price



Combo Storage with Paper Drawer (3)

BIMLW 4

Call for Price

Nurse's Cot

Built for healthcare environments, our Nurse's Cot features welded unitized frame construction with durable 2" round tube legs for long-lasting strength and stability. A supportive 6" foam cushion with removable pillow provides patient comfort, while the CFFA-Healthcare-201 certified vinyl upholstery allows for easy wipe-down cleaning and disinfecting between uses.



Nurse's Cot

NC60	25"H x 26"W x 60"L	Vinyl Bed w/Removable Pillow	\$1,310.00
NC72	25"H x 26"W x 72"L	Vinyl Bed w/Removable Pillow	\$1,334.00



Enduratex Independence III Vinyl is a high-performance healthcare upholstery designed for demanding environments. CFFA-Healthcare-201 certified, it offers durability, easy cleanability, and resistance to common stains and disinfectants.



Melamine - Standard Options

Standard for Mobile Cabinets, Built-In Mobile Cabinets and Learning Walls



T-Mold Edging

Recommended for Desks and Tables



High Pressure Laminate - Standard Options

Standard for writing surfaces including desks and table tops. Non-Standard option for all other products with additional cost.




Standard Finish - 60 Matte and 38 Fine Velvet Texture

Premium Finish - 01 High Gloss (Extra Cost)

Non-Standard Laminate - May incur additional cost, extended lead time and/or minimum order charge

Powder Coating ... The Environmentally Friendly Finish

CH-Equip uses an environmentally friendly Powder Coating finish ... NO VOCs.



Finishes and patterns shown are reproductions and may differ from actual product.
Please refer to actual samples before specifying.

Environmental Statement

“Preserving and protecting the environment to ensure our well-being and that of generations to come.”

At CH Equipment, the quality of our products and the protection of the environment go hand in hand. As a consumer of raw materials, we are committed to the use of pre and post-consumer recycled materials. The use of environmentally friendly raw materials throughout all production phases ensures that we maintain the High Quality Standards we have set for our products, while minimizing the negative effects on the environment.



STEEL

All of the steel used for our products are milled in Southern California, and contain a minimum of 30% recycled content.



WOOD

100% of the wood used in our products come from non-boreal forests, is FSC certified, and exceeds CARB standards.



PACKAGING MATERIALS

None of our products are shipped in cartons, eliminating the need for corrugated containers. Ninety-five percent of our products are shipped blanket-wrapped, using tie-downs and load locks.



POWDER-COATING

We use powder coating exclusively for our products. While liquid finishes used by other local manufacturers contain solvents that emit volatile organic compounds (VOCs) into the atmosphere, Powder Coating is an environmentally friendly finish ... NO VOCs.



All products manufactured by CH Equipment comply with the lead level requirements set by the US Consumer Product Safety Commission.

Terms and Conditions of Sale

TERMS

Net 30 days from date of invoice on all open accounts. All prices F.O.B. from the factory. Prices are subject to change without notice. A late payment FINANCE CHARGE of 1% per month, (Annual Percentage Rate of 18%) is applicable and may be charged on all invoices not paid within 30 days from date shown on invoice.

WILL CALL AND FACTORY SHIPMENTS

Dealer will be notified by factory when an order is ready for will call or shipment. All merchandise must be picked up or shipped within a 5 day period from notification. Storage will be charged on all orders held after 5 days.

DAMAGES

Carefully inspect shipment for evidence of damage before accepting shipment. Our liability ceases when the carrier (transportation agent) signs the bill of lading as having accepted the furniture in good condition. If damage has occurred, refuse to accept the shipment. Have carrier make a report immediately. THE CLAIM MUST BE FILED BY THE DEALER / DISTRIBUTOR.

RETURNS AND CANCELLATIONS

No merchandise will be accepted for return without written factory approval and shipping instructions. If return is authorized, the merchandise must be returned freight prepaid to factory. Custom or specials are not subject to cancellation after work has been started. All merchandise is subject to a 35% restocking charge for authorized returns. We reserve the right to make minor specifications and design changes without notification. Possession of this document does not constitute an offer to sell.

WARRANTY

CH Equip builds a superior product and makes every effort to ensure freedom from defects in materials and workmanship. To ensure reasonable service, the following limited warranty is made available: CH Equip products are guaranteed for a period of TEN YEARS under normal use excluding wear from the date of purchase order delivered. After examination by an authorized agent of CH Equip, arrangements will be made to repair or replace the defective product. This limited warranty does not apply to damage occurring in transit, or damage caused by the customer. CH Equip makes no other warranty, either expressed or implied in any matters whatsoever including without limitation the products' condition, its merchantability, or its fitness for any particular use or purpose.



Manufacturing and Distribution in Southern California



CONCEPTS

School and Office **Furnishings**

27480 COLT COURT
TEMECULA, CA 92590

PHONE: 951-296-5591
INFO@CONCETPS-FURNISHINGS.COM

